

**Specification Name:**

## Infernoguard 60 Minute Fire Rated Hinged Pair – Steel Stud

**Code: IF60HPS**

**Fire Resistance Rating (FRR): -/60/60sm**

**Description:**

Infernoguard 60 is a double prehung fire doorset comprised of a composite core faced with various materials.

**Leaf Sizes & Wall Types:**

Wall Type	Height	Width	Jamb Type
Steel Stud (Max leaf area 2.024m <sup>2</sup> )	2200	920	Timber

**Minimum Wall Specification:**

Rondo Duplex Steel stud of 92 x 60 x 0.70mm with 1 layer of 13mm fire rated plasterboard either side to manufacturers installation instructions.

**Leaf Specifications:**

- Leaf Weight: 40kg m<sup>2</sup>
- Leaf Thickness: 49mm

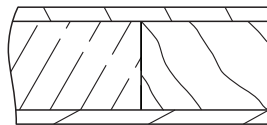
**Leaf Facings Options:**

- MDF 4.75mm
- Timber Veneers

**Additional Leaf Facing Options:**

- V Groove & U Grooves – up to 1.5mm deep (Spacings 100mm apart Minimum)
- Square Groove routed in the leaf facing - up to 22mm wide & 3mm deep (Spacings 100mm apart Minimum)
- Standard or Stainless steel facing up to 1.2 mm can be surface mounted up to 300 high. Must be set back from edge of the door by 5mm minimum.

**Leaf Edge Options:**



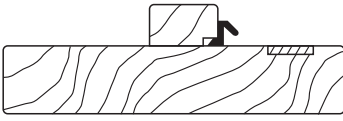
E2 - Internal Timber Rail

**Meeting Stile Options:**



MS1 - Unclashed Flush Stiles

**Timber - Jamb/Door Frame Options:**



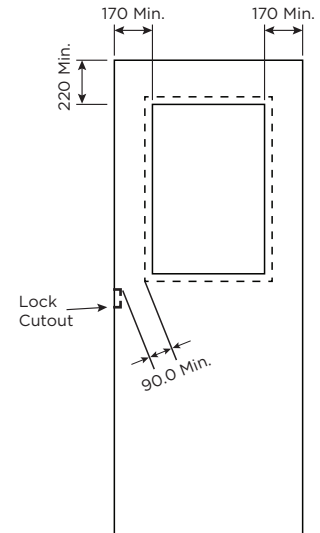
J1

**Vision Panels/Glazing Options:**

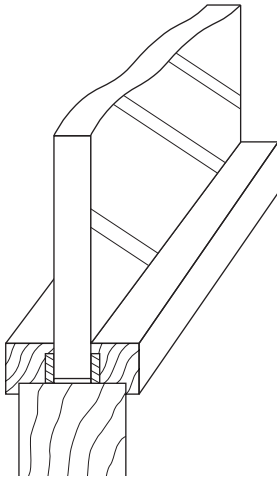
Glazed vision panels using the following glass types are permitted. Sizing rules are set out in table below.

	Max Height	Max Width	Max Area
15mm Pyranova	750mm	180mm	0.135m <sup>2</sup>
17mm Pyrobel	1006mm	206mm	0.207m <sup>2</sup>

- Single Vision Panels - Max Height, Width & area to apply
- Vision panels must be a minimum of 170mm from any edge of the door
- Vision panel cutout to be a minimum of 90mm from any hardware cutout
- Vision panels available in square or rectangle options



**Glazing Bead Options:**



B1 - Timber Beading

**Grille Size Options:**

Grilles are not designed for exterior applications, or to be weather sealing. They are recommended for interior applications only.

- Grilles are to be mounted in bottom of doors.
- Grille cutouts must be a minimum of 100mm from any edge of the door and 150mm up from the base of the door.
- Available size 450mm high x 450mm wide

**Dropseal Options:**

See approved hardware list. Copy available on request.

**Installation Packing:**

- Infernoguard Mastic
- Infernoguard Rokstop

**Approved Hardware:**

A broad range of hardware has been tested or approved on Infernoguard 60 doorsets. See approved hardware list on website.

**Building Code/Technical Statement:**

Infernoguard 60 products have undergone successful testing by IANZ Testing Laboratory in accordance with AS1530.4 - 2005/2014, as referenced in NZS 4520:2010 and in Building Code Acceptable Solutions C/AS2 Appendix C5.1.1a & C6.1.1.

Infernoguard door sets when installed in line with Soteria Doors installation instructions into a compliant fire-resistant wall, and when fitted with Soteria Doors approved hardware will comply with NZS 4520:2010.

This door is not tested for water ingress in exterior installations and we make no statement as to its suitability under NZBC E2 "External moisture". All exterior doors should be given as much shelter as possible and be fitted with appropriate flashing systems.

The Infernoguard range will, if employed in accordance with Soteria Doors installation and maintenance requirements, assist with meeting the following provisions of the building code:

- NZBC C/AS2
- AS 1530.4
- NZS 4232.2
- NZS 4520
- NZS 4223.3:2016

**Environmental - Doors include**

- E0 MDF which is FSC certified
- FSC certified timber rails
- Non-Toxic PVA Bonding Agent

**Supporting Documentation:**

- BRANZ Tests: PF22048, FR16680, FP16848, PF23005, FR17511, FR17001
- 5 Year Warranty Materials & Workmanship Warranty
- Installation Instructions